





District Health Assessment for Multiple District 1 through March 2025

| <div></div> <div>Status/<br/>Number<br/>of Months<br/>in Status *</div> |       | Clubs        |                     |             |  |           |                 |                        | Membership                      |                                     |                             |         |          |  |   | Member Strength            |                               | Cancellation                         |                            | Reports                             |                              |                      | Finance                          | Leadership                       |                                |                                  |                                |
|---|-------|--------------|---------------------|-------------|--|-----------|-----------------|------------------------|---------------------------------|-------------------------------------|-----------------------------|---------|----------|--|---|----------------------------|-------------------------------|--------------------------------------|----------------------------|-------------------------------------|------------------------------|----------------------|----------------------------------|----------------------------------|--------------------------------|----------------------------------|--------------------------------|
|   |       | Active Clubs | Clubs in Status Quo | Total Clubs | % Status Quo Clubs in Financial Suspension | New Clubs | Cancelled Clubs | YTD Net Club Gain/Loss | Current Members In Active Clubs | Current Members In Status Quo Clubs | Current Total Members Count | YTD Add | YTD Drop | YTD NetGrowth (includes Active and Status Quo) | YTD NetGrowth% (includes Active and Status Quo) | Member Count 12 Months Ago | Average Member Count Per Club | % of Clubs with less than 20 members | Average Cancelled Club Age | Members Lost Due to Cancelled Clubs | % of Clubs Reporting Service | % No MMR in 3 Months | % No Officer Report in 12 months | % of Clubs with balance 90+ days | Number of Zone Chairs Recorded | Number of Region Chairs Recorded | District Officers Vacancies ** |
| 1 A   |       | 70           | 0                   | 70          | 0%   | 2         | 2               | 0                      | 1898                            | 0                                   | 1898                        | 301     | 162      | 139  | 7.90%   | 1,859                      | 27                            | 50%                                  | 18                         | 30                                  | 70%                          | 57%                  | 3%                               | 9%                               | 13                             | 6                                |                                |
| 1 BK  |       | 59           | 0                   | 59          | 0%   | 0         | 0               | 0                      | 1764                            | 0                                   | 1764                        | 122     | 98       | 24   | 1.38%   | 1,771                      | 30                            | 42%                                  | 0                          | 0                                   | 44%                          | 46%                  | 5%                               | 5%                               | 9                              | 2                                |                                |
| 1 CN  | T(24) | 30           | 0                   | 30          | 0%   | 0         | 1               | -1                     | 938                             | 0                                   | 938                         | 53      | 74       | -21  | -2.19%  | 977                        | 31                            | 27%                                  | 86                         | 20                                  | 30%                          | 33%                  | 0%                               | 7%                               | 4                              | 0                                | GST                            |
| 1 CS  | T(24) | 23           | 0                   | 23          | 0%   | 0         | 0               | 0                      | 501                             | 0                                   | 501                         | 24      | 25       | -1   | -0.20%  | 513                        | 22                            | 57%                                  | 0                          | 0                                   | 35%                          | 70%                  | 0%                               | 13%                              | 3                              | 0                                | GLT,GMT                        |
| 1 D   |       | 48           | 0                   | 48          | 0%   | 1         | 0               | 1                      | 1447                            | 0                                   | 1447                        | 103     | 80       | 23   | 1.62%   | 1,428                      | 30                            | 27%                                  | 0                          | 0                                   | 48%                          | 54%                  | 0%                               | 4%                               | 8                              | 0                                |                                |
| 1 F   | T(24) | 29           | 0                   | 29          | 0%   | 0         | 0               | 0                      | 851                             | 0                                   | 851                         | 78      | 48       | 30   | 3.65%   | 821                        | 29                            | 41%                                  | 0                          | 0                                   | 66%                          | 41%                  | 0%                               | 3%                               | 5                              | 0                                |                                |
| 1 G   | T(24) | 31           | 0                   | 31          | 0%   | 0         | 1               | -1                     | 663                             | 0                                   | 663                         | 39      | 64       | -25  | -3.63%  | 708                        | 21                            | 52%                                  | 73                         | 20                                  | 32%                          | 61%                  | 0%                               | 10%                              | 7                              | 0                                |                                |
| 1 H   | T(24) | 37           | 0                   | 37          | 0%   | 0         | 0               | 0                      | 873                             | 0                                   | 873                         | 55      | 71       | -16  | -1.80%  | 915                        | 24                            | 41%                                  | 0                          | 0                                   | 86%                          | 41%                  | 0%                               | 8%                               | 0                              | 0                                | 1st VDG,2nd VDG,GLT,GMT        |
| 1 J   |       | 55           | 0                   | 55          | 0%   | 0         | 0               | 0                      | 2088                            | 0                                   | 2088                        | 145     | 140      | 5  | 0.24%   | 2,081                      | 38                            | 27%                                  | 0                          | 0                                   | 58%                          | 35%                  | 5%                               | 15%                              | 10                             | 1                                |                                |
| 1 M   | T(22) | 48           | 0                   | 48          | 0%   | 0         | 0               | 0                      | 1161                            | 0                                   | 1161                        | 67      | 74       | -7   | -0.60%  | 1,189                      | 24                            | 42%                                  | 0                          | 0                                   | 38%                          | 40%                  | 0%                               | 6%                               | 8                              | 0                                |                                |
|   |       | 430          | 0                   | 430         | 0%   | 3         | 4               | -1                     | 12184                           | 0                                   | 12184                       | 987     | 836      | 151  | 1.25%   | 12,262                     | 28                            | 40%                                  | 49                         | 70                                  | 53%                          | 47%                  | 2%                               | 8%                               | 67                             | 9                                |                                |




District Health Assessment for Multiple District 11 through March 2025

|  |   | Clubs        |                     |             |  |           |                 |                        | Membership                      |                                     |                             |         |          |  |   | Member Strength            |                               | Cancellation                         |                            | Reports                             |                              |                      | Finance                          | Leadership                       |                                |                                  |                                |
|--|---|--------------|---------------------|-------------|--|-----------|-----------------|------------------------|---------------------------------|-------------------------------------|-----------------------------|---------|----------|--|---|----------------------------|-------------------------------|--------------------------------------|----------------------------|-------------------------------------|------------------------------|----------------------|----------------------------------|----------------------------------|--------------------------------|----------------------------------|--------------------------------|
| District Name  | Status/<br>Number<br>of Months<br>in Status * | Active Clubs | Clubs in Status Quo | Total Clubs | % Status Quo Clubs in Financial Suspension | New Clubs | Cancelled Clubs | YTD Net Club Gain/Loss | Current Members In Active Clubs | Current Members In Status Quo Clubs | Current Total Members Count | YTD Add | YTD Drop | YTD NetGrowth (includes Active and Status Quo) | YTD NetGrowth% (includes Active and Status Quo) | Member Count 12 Months Ago | Average Member Count Per Club | % of Clubs with less than 20 members | Average Cancelled Club Age | Members Lost Due to Cancelled Clubs | % of Clubs Reporting Service | % No MMR in 3 Months | % No Officer Report in 12 months | % of Clubs with balance 90+ days | Number of Zone Chairs Recorded | Number of Region Chairs Recorded | District Officers Vacancies ** |
| 11 A1  | T(24)   | 29           | 1                   | 30          | 100%                                       | 0         | 3               | -3                     | 622                             | 16                                  | 638                         | 42      | 72       | -30  | -4.49%  | 667                        | 21                            | 57%                                  | 29                         | 14                                  | 33%                          | 60%                  | 0%                               | 17%                              | 8                              | 0                                | 2nd VDG                        |
| 11 A2  | T(22)   | 30           | 0                   | 30          | 0%   | 0         | 1               | -1                     | 1205                            | 0                                   | 1205                        | 84      | 106      | -22  | -1.79%  | 1,218                      | 40                            | 30%                                  | 40                         | 11                                  | 73%                          | 40%                  | 3%                               | 10%                              | 6                              | 3                                |                                |
| 11 B1  | T(24)   | 40           | 0                   | 40          | 0%   | 0         | 0               | 0                      | 863                             | 0                                   | 863                         | 68      | 74       | -6   | -0.69%  | 891                        | 22                            | 50%                                  | 0                          | 0                                   | 40%                          | 53%                  | 5%                               | 3%                               | 7                              | 0                                |                                |
| 11 B2  | T(24)   | 31           | 0                   | 31          | 0%   | 0         | 0               | 0                      | 789                             | 0                                   | 789                         | 63      | 77       | -14  | -1.74%  | 816                        | 25                            | 52%                                  | 0                          | 0                                   | 90%                          | 45%                  | 0%                               | 6%                               | 6                              | 0                                |                                |
| 11 C1  | T(24)   | 25           | 0                   | 25          | 0%   | 0         | 0               | 0                      | 711                             | 0                                   | 711                         | 44      | 58       | -14  | -1.93%  | 718                        | 28                            | 52%                                  | 0                          | 0                                   | 100%                         | 44%                  | 4%                               | 4%                               | 5                              | 0                                |                                |
| 11 C2  | T(24)   | 31           | 0                   | 31          | 0%   | 0         | 0               | 0                      | 670                             | 0                                   | 670                         | 35      | 40       | -5   | -0.74%  | 701                        | 22                            | 52%                                  | 0                          | 0                                   | 87%                          | 61%                  | 3%                               | 3%                               | 6                              | 0                                | 2nd VDG                        |
| 11 D1  | T(24)   | 34           | 0                   | 34          | 0%   | 0         | 0               | 0                      | 887                             | 0                                   | 887                         | 44      | 94       | -50  | -5.34%  | 955                        | 26                            | 53%                                  | 0                          | 0                                   | 47%                          | 53%                  | 0%                               | 3%                               | 6                              | 3                                |                                |
| 11 D2  | T(19)   | 45           | 0                   | 45          | 0%   | 0         | 0               | 0                      | 1191                            | 0                                   | 1191                        | 72      | 87       | -15  | -1.24%  | 1,212                      | 26                            | 42%                                  | 0                          | 0                                   | 98%                          | 40%                  | 2%                               | 7%                               | 5                              | 2                                | GLT,GMT,GST                    |
| 11 E1  | T(24)   | 37           | 0                   | 37          | 0%   | 0         | 1               | -1                     | 897                             | 0                                   | 897                         | 65      | 65       | 0  | 0.00%   | 893                        | 24                            | 49%                                  | 48                         | 7                                   | 84%                          | 54%                  | 0%                               | 14%                              | 5                              | 0                                | 1st VDG                        |
| 11 E2  | T(24)   | 25           | 0                   | 25          | 0%   | 0         | 1               | -1                     | 670                             | 0                                   | 670                         | 81      | 84       | -3   | -0.45%  | 681                        | 27                            | 48%                                  | 65                         | 9                                   | 72%                          | 48%                  | 4%                               | 4%                               | 3                              | 0                                | 2nd VDG                        |
|  |   | 327          | 1                   | 328         | 100%                                       | 0         | 6               | -6                     | 8505                            | 16                                  | 8521                        | 598     | 757      | -159   | -1.83%  | 8,752                      | 26                            | 48%                                  | 40                         | 41                                  | 72%                          | 50%                  | 2%                               | 7%                               | 57                             | 8                                |                                |




District Health Assessment for Multiple District 25 through March 2025

|  |   | Clubs        |                     |             |  |           |                 |                        | Membership                      |                                     |                             |         |          |  |   | Member Strength            |                               | Cancellation                         |                            | Reports                             |                              |                      | Finance                          | Leadership                       |                                |                                  |                                |
|--|---|--------------|---------------------|-------------|--|-----------|-----------------|------------------------|---------------------------------|-------------------------------------|-----------------------------|---------|----------|--|---|----------------------------|-------------------------------|--------------------------------------|----------------------------|-------------------------------------|------------------------------|----------------------|----------------------------------|----------------------------------|--------------------------------|----------------------------------|--------------------------------|
| District Name  | Status/<br>Number<br>of Months<br>in Status * | Active Clubs | Clubs in Status Quo | Total Clubs | % Status Quo Clubs in Financial Suspension | New Clubs | Cancelled Clubs | YTD Net Club Gain/Loss | Current Members In Active Clubs | Current Members In Status Quo Clubs | Current Total Members Count | YTD Add | YTD Drop | YTD NetGrowth (includes Active and Status Quo) | YTD NetGrowth% (includes Active and Status Quo) | Member Count 12 Months Ago | Average Member Count Per Club | % of Clubs with less than 20 members | Average Cancelled Club Age | Members Lost Due to Cancelled Clubs | % of Clubs Reporting Service | % No MMR in 3 Months | % No Officer Report in 12 months | % of Clubs with balance 90+ days | Number of Zone Chairs Recorded | Number of Region Chairs Recorded | District Officers Vacancies ** |
| 25 A   | T(24)   | 46           | 0                   | 46          | 0%   | 0         | 0               | 0                      | 1116                            | 0                                   | 1116                        | 97      | 61       | 36   | 3.33%   | 1,107                      | 24                            | 41%                                  | 0                          | 0                                   | 57%                          | 54%                  | 0%                               | 4%                               | 7                              | 0                                |                                |
| 25 B   | T(24)   | 45           | 0                   | 45          | 0%   | 0         | 0               | 0                      | 952                             | 0                                   | 952                         | 50      | 85       | -35  | -3.55%  | 1,000                      | 21                            | 53%                                  | 0                          | 0                                   | 49%                          | 62%                  | 9%                               | 16%                              | 7                              | 0                                |                                |
| 25 C   |   | 49           | 0                   | 49          | 0%   | 0         | 2               | -2                     | 1262                            | 0                                   | 1262                        | 61      | 95       | -34  | -2.62%  | 1,329                      | 26                            | 57%                                  | 74                         | 18                                  | 76%                          | 53%                  | 8%                               | 2%                               | 8                              | 1                                |                                |
| 25 D   | T(24)   | 34           | 0                   | 34          | 0%   | 0         | 0               | 0                      | 1150                            | 0                                   | 1150                        | 88      | 57       | 31   | 2.77%   | 1,128                      | 34                            | 35%                                  | 0                          | 0                                   | 100%                         | 47%                  | 0%                               | 6%                               | 6                              | 0                                | 2nd VDG                        |
| 25 E   | T(24)   | 49           | 0                   | 49          | 0%   | 0         | 1               | -1                     | 1124                            | 0                                   | 1124                        | 77      | 55       | 22   | 2.00%   | 1,142                      | 23                            | 49%                                  | 96                         | 0                                   | 65%                          | 49%                  | 0%                               | 4%                               | 12                             | 0                                |                                |
| 25 F   | T(8)  | 53           | 0                   | 53          | 0%   | 0         | 0               | 0                      | 1235                            | 0                                   | 1235                        | 89      | 98       | -9   | -0.72%  | 1,280                      | 23                            | 43%                                  | 0                          | 0                                   | 49%                          | 47%                  | 2%                               | 9%                               | 7                              | 1                                |                                |
| 25 G   | T(24)   | 44           | 0                   | 44          | 0%   | 0         | 0               | 0                      | 1143                            | 0                                   | 1143                        | 72      | 77       | -5   | -0.44%  | 1,152                      | 26                            | 43%                                  | 0                          | 0                                   | 57%                          | 45%                  | 2%                               | 7%                               | 9                              | 0                                |                                |
|  |   | 320          | 0                   | 320         | 0%   | 0         | 3               | -3                     | 7982                            | 0                                   | 7982                        | 534     | 528      | 6  | 0.08%   | 8,138                      | 25                            | 47%                                  | 81                         | 18                                  | 63%                          | 51%                  | 3%                               | 7%                               | 56                             | 2                                |                                |




District Health Assessment for Multiple District 43 through March 2025

|  | Clubs                       |                                    |                 |                              |                |  |              |                    | Membership                          |  |   |                                      |            |             |  | Member Strength   |                                     | Cancellation                           |  | Reports                             |   |                                       | Finance                       |   | Leadership                                |  |  |   |
|--|-----------------------------|------------------------------------|-----------------|------------------------------|----------------|--|--------------|--------------------|-------------------------------------|--|---|--------------------------------------|------------|-------------|--|---|-------------------------------------|--|--|-------------------------------------|---|---------------------------------------|-------------------------------|---|---|--|--|---|
|  | Status/<br>District<br>Name | Number<br>of Months<br>in Status * | Active<br>Clubs | Clubs<br>in<br>Status<br>Quo | Total<br>Clubs | % Status<br>Quo<br>Clubs<br>in Financial<br>Suspension | New<br>Clubs | Cancelled<br>Clubs | YTD<br>Net<br>Club<br>Gain/<br>Loss | Current<br>Members<br>In Active<br>Clubs | Current<br>Members<br>In Status<br>Quo<br>Clubs | Current<br>Total<br>Members<br>Count | YTD<br>Add | YTD<br>Drop | YTD<br>NetGrowth<br>(includes<br>Active and<br>Status Quo) | YTD<br>NetGrowth%<br>(includes<br>Active and<br>Status Quo) | Member<br>Count 12<br>Months<br>Ago | Average<br>Member<br>Count<br>Per Club | % of<br>Clubs<br>with less<br>than 20<br>members | Average<br>Cancelled<br>Club<br>Age | Members<br>Lost<br>Due to<br>Cancelled<br>Clubs | % of<br>Clubs<br>Reporting<br>Service | % No<br>MMR<br>in<br>3 Months | % No<br>Officer<br>Report in<br>12 months | % of Clubs<br>with<br>balance<br>90+ days | Number<br>of<br>Zone<br>Chairs<br>Recorded | Number<br>of<br>Region<br>Chairs<br>Recorded | District<br>Officers<br>Vacancies<br>** |
| 43 K   |                             |                                    | 71              | 0                            | 71             | 0%   | 3            | 1                  | 2                                   | 2062                                     | 0   | 2062                                 | 255        | 200         | 55   | 2.74%   | 2,041                               | 29                                     | 38%  | 41                                  | 5   | 97%                                   | 45%                           | 1%  | 17%                                       | 12   | 4  |   |
| 43 Y   |                             |                                    | 72              | 0                            | 72             | 0%   | 1            | 1                  | 0                                   | 1651                                     | 0   | 1651                                 | 144        | 136         | 8  | 0.49%   | 1,652                               | 23                                     | 54%  | 84                                  | 8   | 97%                                   | 49%                           | 1%  | 7%  | 10   | 3  |   |
|  |                             |                                    | 143             | 0                            | 143            | 0%   | 4            | 2                  | 2                                   | 3713                                     | 0   | 3713                                 | 399        | 336         | 63   | 1.73%   | 3,693                               | 26                                     | 46%  | 62                                  | 13  | 97%                                   | 47%                           | 1%  | 12%                                       | 22   | 7  |   |



District Health Assessment for District 10 through March 2025

|  |   | Clubs        |                              |             |  |           |                 |                                     | Membership                               |   |                                      |            |             |  |   | Member Strength                     |  | Cancellation                                     |                                     | Reports   |                                       |                               | Finance                                   | Leadership                                |  |  |   |
|--|---|--------------|------------------------------|-------------|--|-----------|-----------------|-------------------------------------|--|---|--------------------------------------|------------|-------------|--|---|-------------------------------------|--|--|-------------------------------------|---|---------------------------------------|-------------------------------|---|---|--|--|---|
| District Name  | Status/<br>Number<br>of Months<br>in Status * | Active Clubs | Clubs<br>in<br>Status<br>Quo | Total Clubs | % Status<br>Quo<br>Clubs<br>in Financial<br>Suspension | New Clubs | Cancelled Clubs | YTD<br>Net<br>Club<br>Gain/<br>Loss | Current<br>Members<br>In Active<br>Clubs | Current<br>Members<br>In Status<br>Quo<br>Clubs | Current<br>Total<br>Members<br>Count | YTD<br>Add | YTD<br>Drop | YTD<br>NetGrowth<br>(includes<br>Active and<br>Status Quo) | YTD<br>NetGrowth%<br>(includes<br>Active and<br>Status Quo) | Member<br>Count 12<br>Months<br>Ago | Average<br>Member<br>Count<br>Per Club | % of<br>Clubs<br>with less<br>than 20<br>members | Average<br>Cancelled<br>Club<br>Age | Members<br>Lost<br>Due to<br>Cancelled<br>Clubs | % of<br>Clubs<br>Reporting<br>Service | % No<br>MMR<br>in<br>3 Months | % No<br>Officer<br>Report in<br>12 months | % of Clubs<br>with<br>balance<br>90+ days | Number<br>of<br>Zone<br>Chairs<br>Recorded | Number<br>of<br>Region<br>Chairs<br>Recorded | District<br>Officers<br>Vacancies<br>** |
|  |   |              |                              |             |  |           |                 |                                     |  |   |                                      |            |             |  |   |                                     |  |  |                                     |   |                                       |                               |   |   |  |  |   |
| 10   |   | 47           | 0                            | 47          | 0%   | 0         | 0               | 0                                   | 1321                                     | 0   | 1321                                 | 104        | 89          | 15   | 1.15%   | 1,317                               | 28                                     | 28%  | 0                                   | 0   | 100%                                  | 43%                           | 2%  | 9%  | 8  | 5  |   |
|  |   | 47           | 0                            | 47          | 0%   | 0         | 0               | 0                                   | 1321                                     | 0   | 1321                                 | 104        | 89          | 15   | 1.15%   | 1,317                               | 28                                     | 28%  | 0                                   | 0   | 100%                                  | 43%                           | 2%  | 9%  | 8  | 5  |   |

\* - District Status: P - Provisional, T - Transitional.  
\*\* - District Officers Vacancies: DG - District Governor, 1st VDG - First Vice District Governor, 2nd VDG - Second Vice District Governor.